

VistApedia

Use and Practice

- David Whitten
- WorldVistA
- 31-May-2015

Overview

- <http://www.vistapeda.net>
- Common information about VistA & RPMS
- Frequently Asked Questions, HOW TO pages
- Accessible from the Web
- Common Repository of Knowledge
- Wiki Markup
- Data, Talk, Index Web Pages
- Glossary pages

David Whitten

- M Programmer for 32 years (1982)
- Co-Founder of WorldVistA
- VA for 18 years
- Current Employee of Central Regional Hospital of State of North Carolina
- Administrator of VistApedia



Wiki History

- Wiki-Wiki Hawaiian Slang “Quick”
- Quickly Edited Pages
- Ward Cunningham created original wiki to record decisions about Design Pattern Languages
- Simple Control of Presentation
 - Plain , Bold , Italic text
 - Two Dimensional Tables
 - Limited subset of HTML
 - Automatic creation of links to other pages

Web Videos Images News Shopping More Search tools

About 19,400,000 results (0.50 seconds)

Ward Cunningham - Wikipedia, the free encyclopedia

en.wikipedia.org/wiki/Ward_Cunningham - Wikipedia
Howard G. "Ward" Cunningham (born May 26, 1949) is an American computer programmer from Highland, Indiana who developed the first wiki. A pioneer in ...
Personal history - Ideas and inventions - See also - References

Ward's Personal Pages - Cunningham & Cunningham, Inc.

c2.com/~ward/
Ward Cunningham. ward@c2.com · www.advogato.com. My work. Cunningham & Cunningham, Inc., my firm. AboutUs.org, my employer. Portland Pattern ...

Ward Cunningham - Cunningham & Cunningham, Inc.

c2.com/cgi/wiki?browse=WardCunningham
Ward Cunningham ... Hi Ward, just wanted to say that it has always amazed me that programmers (and I am (Ward, I'm taking the liberty of writing this for you.

Cunningham & Cunningham, Inc.

c2.com/
Cunningham & Cunningham, Inc. ... Ward explains this to folks that are proud to do strange things with electricity in this 30 min video from DorkbotPDX 0x1: ...

Ward Cunningham (@WardCunningham) | Twitter

<https://twitter.com/wardcunningham>
The latest Tweets from Ward Cunningham (@WardCunningham). Objects, Patterns, Agile, Wiki. Portland, Oregon.

WardCunningham (Ward Cunningham) · GitHub

<https://github.com/WardCunningham>
May 23, 2015 - WardCunningham has 51 repositories written in Ruby, JavaScript, and Shell. Follow their code on GitHub.



Ward Cunningham

Computer programmer

Howard G. "Ward" Cunningham is an American computer programmer from Highland, Indiana who developed the first wiki. [Wikipedia](#)

Born: May 26, 1949 (age 66), Michigan City, IN

Education: Purdue University

Books: [The Wiki Way](#), [Fit for Developing Software: Framework for Integrated Tests](#)

People also search for

[View 15+ more](#)



Kent Beck



Ron Jeffries



Alistair Cockburn



Martin Fowler



Bo Leuf

Wiki Specifics

- Web server interface
- Programming Language is PHP
- Built-in database (MySQL)
- Editable by non-programmers
- Two Forms for each page
 - Organized “Pretty Page” (external form)
 - Internal “Markup Form” (internal form)
- Links from Page
 - Regular Data Page Links
 - Category Pages
 - Index Pages

Wikis store a Common Repository of Knowledge

- Subject Matter Expert of VistA
- Technical Answers for questions
- Explain Process to new users
- Implicit Workflow provided by VistA
- Detail Procedures for consistency
- What does VistA do if unmodified
- How to modify VistA for your needs
- Glossary for Specialized Language “jargon”



WorldVistA

navigation

- [Main page](#)
- [Current events](#)
- [Recent changes](#)
- [Random page](#)
- [Help](#)

search

toolbox

- [What links here](#)
- [Related changes](#)
- [Upload file](#)

Main Page

Contents [hide]

- 1 Vistapedia
 - 1.1 What is VistA?
 - 1.2 What is RPMS?
 - 1.3 What is Vistapedia?
 - 1.3.1 "Table of Contents"-like pages for this wiki
 - 1.3.2 Versions of VistA
 - 1.3.3 VistA and the Web
 - 1.4 Detailed Information
 - 1.5 Meaningful Use Stage One
 - 1.6 Meaningful Use Stage 2
 - 1.7 SMART Enabling VistA/WorldVistA EHR
 - 1.8 Topics in active development
 - 1.9 Current events
 - 1.10 Other content
 - 1.11 Other resources

- Special pages
- Printable version
- Permanent link

Vistapedia [edit]

What is VistA? [edit]

VistA is a public domain [electronic health record](#) programmed by federal employees working for the [US Department of Veterans Affairs](#) (previously the [Veterans Administration](#)) over the past several decades. For more info, see [this page](#).

What is RPMS? [edit]

RPMS is a public domain electronic health record that is used by the [Indian Health Service](#) (IHS). Prior to the 1980s it used a different architecture from VistA, but since the 80's it has shared a large amount of its architecture with VistA. For more info, see [this page](#).

What is Vistapedia? [edit]

Vistapedia is a wiki for several varieties of the [public domain](#) versions of VistA and [RPMS](#). Information about the integrated VistA installer called [Astronaut](#) is also contained within these pages.

This wiki covers installation, configuration, and usage of these VistA derivatives. It also serves as an introduction to the [VistA Documentation Library](#) for everyone outside the VA. In addition, current events, development advances, and other news about the

"Table of Contents"-like pages for this wiki [\[edit\]](#)

- [\[The List of HOWTO do things\]](#)
- [\[Some Frequently Asked Questions\]](#)

Versions of VistA [\[edit\]](#)

There are several versions of VistA that are used outside of the VA. (See [this page](#) for some introductory information regarding aspects of the different versions.)

- [WorldVistA EHR](#) ([GPL](#) licensed) ([Home](#)) ([Download](#)) ([Installation](#)) ([Astronaut installer](#))
- [OpenVista](#) ([AGPL](#) licensed) ([Home](#)) ([Download](#)) ([Installation](#)) ([Astronaut installer](#))
- [vxVista](#) ([EPL](#) licensed) (requires a proprietary Cache database) ([Home](#)) ([Download](#))
 - vxVista can now be ported to run on the FIS GT.M platform as well. The instructions can be found [here](#) (external link).
- [FOIA Vista](#) ([public domain](#) under [FOIA](#)) ([Home](#)) ([Download](#))
- [RPMS](#) ([public domain](#) under [FOIA](#)) ([Home](#)) ([SourceForge Download Site](#))
 - Experimental GT.M port can be found [here](#)

(Other versions such as da Vinci Vista, VOE Vista, and Hui Vista no longer exist or are no longer maintained.)

Detailed Information

[edit]

- [How does VistA work?](#) -- basic information about VistA's components.
- [Where do I Start?](#) -- Start here.
- [FAQ](#) [↗](#) -- common Questions about VistA.
- [Usage](#) -- start using VistA once it is successfully installed
- [Popular pages](#) -- frequently viewed pages in this wiki.
- [Categories](#) [↗](#) -- Alternate indexes on this wiki
- [Special pages](#) -- a form of Table of Actions for this wiki.
- [VistA Community Challenges](#) -- the issues we're trying to solve currently.
- [Flydoc's documentation](#) -- training docs from a real-world implementation
- [FileMan Programmer Guide](#) [↗](#)

Meaningful Use Stage One

[edit]

- [Meaningful Use](#) -- criteria and resources for Stage 1 (Final Rule)
- [Meaningful Use Stage One Standards](#)
- [Meaningful Use Analysis, Commentary and Presentations](#)
- [Meaningful Use \(Interim Rule\)](#) -- analysis of the EHR requirements for Stage 1 (Interim Rule) to qualify for stimulus funds from the US government.
- [Quality Measure Specifications \(for both EP & EH\)](#)

“What Links to this Page”


The screenshot shows a web browser window with several tabs open. The active tab is titled "Pages that link to 'Main P...". The address bar shows the URL: www.vistapedia.net/index.php/Special:WhatLinksHere/Main_Page. The page content includes a navigation menu with options like "page", "discussion", "view source", and "history". A search box is present with the text "Page: Main Page" and a dropdown menu for "Namespace: all". Below this, there are filter options: "Hide transclusions", "Hide links", and "Hide redirects". The main content area lists the following pages that link to "Main Page":

- [VistApedia:Community Portal](#) (← links)
- [Help:Contents](#) (← links)
- [VistApedia:Template](#) (← links)
- [VistApedia:Protected page](#) (← links)
- [VistApedia:About](#) (redirect page) (← links)
- [Help:Contents](#) (← links)

At the bottom of the page, there is a footer with the URL: www.vistapedia.net/index.php/Main_Page.

Controlled Editing on VistApedia

- Editors group
 - Must be identified by login
 - Allow Pseudonyms but not Anonymous
 - Three classes : User, bureaucrat, administrator
- Old versions history maintained
- All pages edited listed on Recent Changes
- Some pages are locked by sysadmin
- Contributions by a person can be tracked
- Pages can be deleted but is rare
- Spammers motivated by Search Engine Optimization.
 - Effectively steal wiki's reputation at search engine



WorldVista

navigation

- [Main page](#)
- [Current events](#)
- [Recent changes](#)
- [Random page](#)
- [Help](#)

search

toolbox

- [Upload file](#)
- [Special pages](#)

User group rights

The following is a list of user groups defined on this wiki, with their associated access rights. There may be **additional information** about individual rights.

| Group | Rights |
|---|---|
| (all) | <ul style="list-style-type: none"> ■ Create discussion pages (createtalk) ■ Create pages (which are not discussion pages) (createpage) ■ Read pages (read) ■ Use of the write API (writeapi) |
| Autoconfirmed users | <ul style="list-style-type: none"> ■ Edit semi-protected pages (autoconfirmed) |
| Bots (list of members) | <ul style="list-style-type: none"> ■ Be treated as an automated process (bot) ■ Edit semi-protected pages (autoconfirmed) ■ Have one's own edits automatically marked as patrolled (autopatrol) ■ Not create redirects from source pages when moving pages (suppressredirect) ■ Not have minor edits to discussion pages trigger the new messages prompt (nominornewtalk) ■ Use higher limits in API queries (apihighlimits) ■ Use of the write API (writeapi) |
| Bureaucrats (list of members) | <ul style="list-style-type: none"> ■ Edit all user rights (userrights) ■ Not be affected by rate limits (noratelimit) |

Users
(list of members)

- Create discussion pages (createtalk)
- Create pages (which are not discussion pages) (createpage)
- Edit pages (edit)
- Mark edits as minor (minoredit)
- Move files (movefile)
- Move pages (move)
- Move pages with their subpages (move-subpages)
- Move root user pages (move-rootuserpages)
- Override files on the shared media repository locally (reupload-shared)
- Overwrite existing files (reupload)
- Purge the site cache for a page without confirmation (purge)
- Read pages (read)
- Send e-mail to other users (sendemail)
- Upload files (upload)
- Use of the write API (writeapi)

-
- **Granted right**
 - **Revoked right**

special page

Recent changes

Track the most recent changes to the wiki on this page.

Recent changes options

Show last [50](#) | [100](#) | [250](#) | [500](#) changes in last [1](#) | [3](#) | [7](#) | [14](#) | [30](#) days

[Hide](#) minor edits | [Show](#) bots | [Hide](#) anonymous users | [Hide](#) logged-in users | [Hide](#) patrolled edits | [Hide](#) my edits

Show new changes starting from [15:49, 1 June 2015](#)

Namespace: Invert selection Associated namespace

1 June 2015

- [\(diff | hist\)](#) . . [FAQ](#); 13:49 . . (+34) . . [DavidWhitten](#) ([Talk](#) | [contribs](#) | [block](#)) [[rollback](#)]
- [\(diff | hist\)](#) . . [FAQ](#); 13:48 . . (-47) . . [DavidWhitten](#) ([Talk](#) | [contribs](#) | [block](#))
- [\(diff | hist\)](#) . . [N FILE ROUTINE](#); 13:46 . . (+40) . . [DavidWhitten](#) ([Talk](#) | [contribs](#) | [block](#)) (*Redirected page to FILE 9.8*)



navigation

- [Main page](#)
- [Current events](#)
- [Recent changes](#)
- [Random page](#)
- [Help](#)

search

toolbox

- [Atom](#)
- [Upload file](#)
- [Special pages](#)



WorldVista

- navigation
- Main page
 - Current events
 - Recent changes
 - Random page
 - Help

search

Go Search

- toolbox
- Atom
 - Special pages

special page

Recent changes

Track the most recent changes to the wiki on this page.

Recent changes options

Show last [50](#) | [100](#) | **[250](#)** | [500](#) changes in last [1](#) | [3](#) | [7](#) | [14](#) | [30](#) days

[Hide minor edits](#) | [Show bots](#) | [Hide anonymous users](#) | [Hide logged-in users](#) | [Hide my edits](#)

Show new changes starting from [07:39, 1 June 2015](#)

Namespace: Invert selection Associated namespace

18 May 2015

- (diff | hist) . . **N** [ROUTINE PSJOE *7,26,29,33,42,50,56,72,58,85,95,80,110,111,133,140,151,149,181,LOCAL,CRH*](#); 13:43 . . **(+20,663)** . . [DavidWhitten](#) (Talk | contribs) *(Created page with "__TOC__ == ROUTINE PSJOE == <pre>PSJOE * * 207 LINES, 10479 BYTES, RSUM: 26486001/88572395 Page 1 UCI: EHR,EHR Site: Central Regional Hospital MAY 18,2015@1...")*
- (diff | hist) . . **N** [Category:ROUTINE PSJMUTL](#); 13:39 . . **(+127)** . . [DavidWhitten](#) (Talk | contribs) *(Created page with "PSJMUTL is the program that Provides Utilities for Inpatient Pharmacy internal activities such as queuing. Category:ROUTINE")*
- (diff | hist) . . [ROUTINE PSJLMUTL](#); 13:31 . . **(+436)** . . [DavidWhitten](#) (Talk | contribs)
- (diff | hist) . . **N** [ROUTINE PSJLMUTL](#); 13:12 . . **(+61)** . . [DavidWhitten](#) (Talk | contribs) *(Created page with "== VERSIONS == * ROUTINE PSJLMUTL*7,67,58,85,111,160,198*")*
- (diff | hist) . . **N** [ROUTINE PSJLMUTL*7,67,58,85,111,160,198*](#); 13:11 . . **(+19,975)** . . [DavidWhitten](#) (Talk | contribs) *(Created page with "__TOC__ == ROUTINE PSJLMUTL == <pre>PSJLMUTL * * 182 LINES, 8955 BYTES, RSUM: 18527876/56399275 Page 1 UCI: EHR,EHR Site: Central Regional Hospital MAY 18,2...")*
- (diff | hist) . . **N** [Category:^TMP](#)(; 13:02 . . **(+103)** . . [DavidWhitten](#) (Talk | contribs) *(Created page with "There are several working Files stored in the temporary global ^TMP(This category keeps them together.)"*
- (diff | hist) . . [GLOBAL ^TMP\("PSJALL",&J](#); 13:01 . . **(+20)** . . [DavidWhitten](#) (Talk | contribs) (→REFERENCED BY:)
- (diff | hist) . . [Category:GLOBAL ^PS](#)(; 13:01 . . **(+20)** . . [DavidWhitten](#) (Talk | contribs)
- (diff | hist) . . **N** [Category:GLOBAL ^PS](#)(; 13:00 . . **(+108)** . . [DavidWhitten](#) (Talk | contribs) *(Created page with "There are several Pharmacy related FileMan Files stored in the global ^PS This Category keeps them together.")*
- (diff | hist) . . **N** [GLOBAL ^PS\(55](#); 13:00 . . **(+184)** . . [DavidWhitten](#) (Talk | contribs) *(Created page with "The PHARMACY PATIENT FILE is stored in the global ^PS(55,D0,*) The first subscript D0 is DINUMed to the PATIENT FILE. Category: GLOBAL[[Category: GLOB...")*
- (diff | hist) . . [IA 2191](#); 12:58 . . **(+11)** . . [DavidWhitten](#) (Talk | contribs)

17 May 2015

- (diff | hist) . . [ROUTINE PSJLMHED](#); 21:49 . . **(+312)** . . [DavidWhitten](#) (Talk | contribs)
- (diff | hist) . . [ROUTINE PSJLMHED](#); 21:48 . . **(+91)** . . [DavidWhitten](#) (Talk | contribs)
- (diff | hist) . . **N** [ROUTINE PSJLMHED*4,58,85,110,148,181,260*](#); 21:47 . . **(+13,186)** . . [DavidWhitten](#) (Talk | contribs) *(Created page with "__TOC__ == ROUTINE PSJLMHED == <pre> PSJLMHED * * 136 LINES, 7779 BYTES, RSUM: 20609137/50472528 Page 1 UCI: EHR,EHR Site: Central Regional Hospital MAY 17,2...")*
- (diff | hist) . . [ROUTINE PSJLMHED](#); 21:46 . . **(-13,164)** . . [DavidWhitten](#) (Talk | contribs) *(Replaced content with "'' ROUTINE PSJLMHED''")*
- (diff | hist) . . **N** [ROUTINE PSJLMHED](#); 21:44 . . **(+13,186)** . . [DavidWhitten](#) (Talk | contribs) *(Created page with "__TOC__ == ROUTINE PSJLMHED == <pre> PSJLMHED*

special page



User contributions

For [DavidWhitten](#) ([talk](#) | [block](#) | [block log](#) | [uploads](#) | [logs](#) | [deleted user contributions](#) | [user rights management](#))

Search for contributions

- Show contributions of new accounts only
- IP address or username:

Namespace: Invert selection Associated namespace

Deleted only Only show edits that are latest revisions

From year (and earlier): From month (and earlier):

([Latest](#) | [Earliest](#)) View ([newer 50](#) | [older 50](#)) ([20](#) | [50](#) | [100](#) | [250](#) | [500](#))

- 17:55, 1 June 2015 ([diff](#) | [hist](#)) .. (-8) .. [VistApedia:Dealing with vandalism](#) **(top)** [[rollback](#)]
- 17:55, 1 June 2015 ([diff](#) | [hist](#)) .. (+2) .. [VistApedia:Dealing with vandalism](#) (→*Vandalism in Progress*)
- 17:54, 1 June 2015 ([diff](#) | [hist](#)) .. (-28) .. [VistApedia:Dealing with vandalism](#)
- 17:53, 1 June 2015 ([diff](#) | [hist](#)) .. (-4) .. [Template:Pfid-exceptions](#) **(top)** [[rollback](#)]
- 17:52, 1 June 2015 ([diff](#) | [hist](#)) .. (-20) .. [Template:Pfid-exceptions](#)

ion

[n page](#)

[rent events](#)

[ent changes](#)

[dom page](#)

[p](#)

[Atom](#)

[r contributions](#)

[s](#)

special page

Upload file

Use the form below to upload files. To view or search previously uploaded files go to the [list of uploaded files](#), (re)uploads are also logged in the [upload log](#), deletions in the [deletion log](#).

To include a file in a page, use a link in one of the following forms:

- `[[File:File.jpg]]` to use the full version of the file
- `[[File:File.png|200px|thumb|left|alt text]]` to use a 200 pixel wide rendition in a box in the left margin with 'alt text' as description
- `[[Media:File.ogg]]` for directly linking to the file without displaying the file

Source file

Source filename: No file chosen

Maximum file size: 2 MB (a file on your computer)

Permitted file types: png, gif, jpg, jpeg.

File description



navigation

- [Main page](#)
- [Current events](#)
- [Recent changes](#)
- [Random page](#)
- [Help](#)

search

toolbox

- [Upload file](#)
- [Special pages](#)

A list of all special pages [alt-shift-q]

[Upload file](#)
[Special pages](#)

Permitted file types: png, gif, jpg, jpeg.

File description

Destination filename:

Summary:

Licensing:



Upload options

- Watch this file
- Ignore any warnings

Items per page: 50 ▾

Search for media name:

Username:

| Date | Name | Thumbnail | Size | User | Description |
|------------------------|--|--|--------|--------------|---|
| 15:56, 16 March 2012 | RPC-Broker-Login-Window.PNG (file) |  | 20 KB | DavidWhitten | <i>(Example of RPC-Broker Window asking for Code)</i> |
| 23:01, 3 February 2012 | VistA Onion Skin.png (file) |  | 158 KB | DavidWhitten | <i>(Diagram of layers of abstraction provided)</i> |

Data, Talk, Index, Template Web Pages

- Data Pages have Subject Matter Information
 - Plain text, markup and HTML
- Talk Pages are a “Conversation” between users about the associated Data Page
 - People can sign with ~~~~ marker
- Index Pages automatically generated by Categories
- Template pages
 - “code” that generate Wiki Markup
 - “Fill in the blanks” with specific values in referencing page.

Transclusion vs Direct Pages

- Innovation beyond original wiki design
- A direct page is one which internal page text is processed to provide the external page
- A transcluded page has part of internal page is based on a different internal page.
- Transcluded pages are page fragments can be included in referencing pages.

Data Page Simple Wiki Markup

- Plain Text
- {{ Transcluded Text }}
- [[Link+Presentation Text]]
- [[Link | Presentation Text]]
- [<http://address> Presentation Text]
- 'Bold Text'
- "Italic Text"
- "'Bold+Italic Text'"
- # Numbered Line
- ## Indented Numbered Line
- * Bulleted Line
- ** Indented Bulleted Line

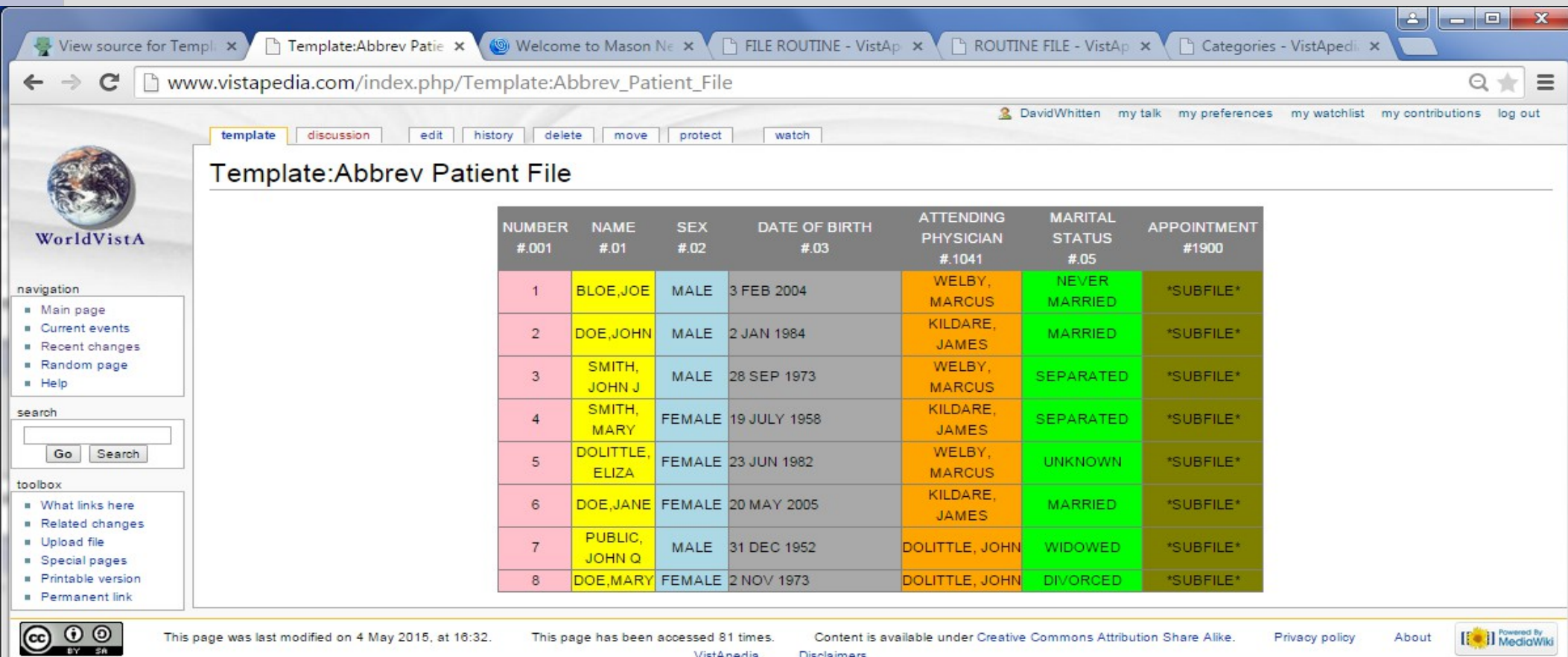
Wiki Markup Continued

- Show in the page:
 - `[[File:File.jpg]]`
 - `[[File:File.png|200px|thumb|left|alt text]]`
 - Create a Link
 - `[[Media:File.ogg]]` Link to music (ogg format)
 - `[[Media:PROG.m]]` – allow download
- MUMPS

Tables

- Provide way to structure text
- Rows and columns
- Control presentation using CSS and HTML
- Control border width
 - From 0 to 3 generally
 - Bigger is possible but ugly
 - Fractional values too

Tables – External Form



View source for Templ... x Template:Abbrev Patie... x Welcome to Mason Ne... x FILE ROUTINE - VistAp... x ROUTINE FILE - VistAp... x Categories - VistApedi... x

www.vistapedia.com/index.php/Template:Abbrev_Patient_File

DavidWhitten my talk my preferences my watchlist my contributions log out

template discussion edit history delete move protect watch

Template:Abbrev Patient File

| NUMBER #.001 | NAME #.01 | SEX #.02 | DATE OF BIRTH #.03 | ATTENDING PHYSICIAN #.1041 | MARITAL STATUS #.05 | APPOINTMENT #.1900 |
|-----------------|--------------------|-------------|-----------------------|----------------------------------|---------------------------|-----------------------|
| 1 | BLOE,JOE | MALE | 3 FEB 2004 | WELBY, MARCUS | NEVER MARRIED | *SUBFILE* |
| 2 | DOE,JOHN | MALE | 2 JAN 1984 | KILDARE, JAMES | MARRIED | *SUBFILE* |
| 3 | SMITH, JOHN J | MALE | 28 SEP 1973 | WELBY, MARCUS | SEPARATED | *SUBFILE* |
| 4 | SMITH, MARY | FEMALE | 19 JULY 1958 | KILDARE, JAMES | SEPARATED | *SUBFILE* |
| 5 | DOLITTLE, ELIZA | FEMALE | 23 JUN 1982 | WELBY, MARCUS | UNKNOWN | *SUBFILE* |
| 6 | DOE,JANE | FEMALE | 20 MAY 2005 | KILDARE, JAMES | MARRIED | *SUBFILE* |
| 7 | PUBLIC, JOHN Q | MALE | 31 DEC 1952 | DOLITTLE, JOHN | WIDOWED | *SUBFILE* |
| 8 | DOE,MARY | FEMALE | 2 NOV 1973 | DOLITTLE, JOHN | DIVORCED | *SUBFILE* |

navigation

- Main page
- Current events
- Recent changes
- Random page
- Help

search

Go Search

toolbox

- What links here
- Related changes
- Upload file
- Special pages
- Printable version
- Permanent link

This page was last modified on 4 May 2015, at 16:32. This page has been accessed 81 times. Content is available under Creative Commons Attribution Share Alike. Privacy policy About

VistAmedia Disclaimers

Powered By MediaWiki

Table – Internal Form

- `<center>`
- `{| style="CSS style for entire table"`
- `| style="CSS cell 1,1" | NUMBER
#.001 ||`
`style="CSS cell 1,2" | NAME
#.01 ||`
- `|- style="background:white; color:black"`
- `| style="background:pink; text-align:center" |`
`1 ||`
- `}}`
- `</center>`

Colors

- Background Colors are words
 - background:olive;
 - "background:lightblue;
 - background:pink;
 - background:lime;
 - background:white;
 - background:olive;
- Text Colors are words
 - color:black;
 - color:white;

Category Pages

- A Category Page is a type of Data Page which includes some generated subsections
- Put `[[Category: catname]]` text in a Data Page will define pages as being in category
- Automatic Generating Index Pages
 - Sub Category pages
 - Data Pages
- Put `[[Category: catname]]` text in a Category page will define a page as a sub-category



WorldVista

navigation

- [Main page](#)
- [Current events](#)
- [Recent changes](#)
- [Random page](#)
- [Help](#)

search

Go

Search

toolbox

- [Special pages](#)

special page

Categories

The following categories contain pages or media. [Unused categories](#) are not shown here. Also see [wanted categories](#).


Categories

Display categories starting at:

Go

([first](#) | [last](#)) View ([previous 50](#) | [next 50](#)) ([20](#) | [50](#) | [100](#) | [250](#) | [500](#))

- [2009 08 Patch](#) (4 members)
- [2009 Patch](#) (4 members)
- [APPLICATION GROUP XU](#) (1 member)
- [Admission Discharge and Transfer](#) (28 members)
- [Adverse Reaction Tracking](#) (56 members)
- [Authorization Subscription Utility](#) (1 member)
- [Beneficiary Travel](#) (3 members)
- [Broker Help](#) (1 member)
- [CPRS](#) (6 members)
- [Cambridge / Intracare Implementation Log](#) (1 member)



WorldVista

- navigation
- Main page
 - Current events
 - Recent changes
 - Random page
 - Help

search

Go Search

- toolbox
- What links here
 - Related changes
 - Upload file
 - Special pages
 - Printable version
 - Permanent link

Category:Patch

This category contains all the VistA patches that have been documented on VistApedia. When adding a patch, add at least

Contents [\[show\]](#)

the [\[\[Category:Patch\]\]](#) [\[edit\]](#)

- the [\[\[Category:Patch\]\]](#)

the [\[\[Category:NAMESPACE Patch\]\]](#) [\[edit\]](#)

- the [\[\[Category:NAMESPACE Patch\]\]](#)
 - For example:
 - the [\[\[Category:DVBA Patch\]\]](#)

the [\[\[Category:YEARNUM Patch\]\]](#) [\[edit\]](#)

- the [\[\[Category:YEARNUM Patch\]\]](#)
 - For example:
 - the [\[\[Category:2009 Patch\]\]](#)

the [\[\[Category:YEARNUM MONTHNUM Patch\]\]](#) [\[edit\]](#)



WorldVista

- navigation
- Main page
 - Current events
 - Recent changes
 - Random page
 - Help

search

Go Search

- toolbox
- What links here
 - Related changes
 - Upload file

Editing Category:Patch



This category contains all the Vista patches that have been documented on VistApedia. When adding a patch, add at least

```

__TOC__
== the <nowiki>[[Category:Patch]]</nowiki> ==
* the <nowiki>[[Category:Patch]]</nowiki>
== the <nowiki>[[Category:NAMESPACE Patch]]</nowiki> ==
* the <nowiki>[[Category:NAMESPACE Patch]]</nowiki>
** For example:
** the <nowiki>[[Category:DVBA Patch]]</nowiki>
== the <nowiki>[[Category:YEARNUM Patch]]</nowiki> ==
* the <nowiki>[[Category:YEARNUM Patch]]</nowiki>
** For example:
** the <nowiki>[[Category:2009 Patch]]</nowiki>

== the <nowiki>[[Category:YEARNUM MONTHNUM Patch]]</nowiki> ==
* the <nowiki>[[Category:YEARNUM MONTHNUM Patch]]</nowiki>
** For example:
** the <nowiki>[[Category:2009 09 Patch]]</nowiki>

```

Manual creation of Lists

os://wiki.erfworld.com/ x Editing Template:Abbrev x Welcome to Mason Netw x File list - VistApedia x FAQ - VistApedia x ADPAC~ - VistApedia x New Tab x

www.vistapedia.net/index.php/FAQ

Log in

page discussion view source history

FAQ

This is a list of some common Frequently Asked Questions (FAQs)

(note: there is a far more complete list of FAQs under the [FAQ category](#))

1. [What is CPRS?](#)
2. [What computer language is CPRS written in ?](#)
3. [What human language is CPRS written to use ?](#)
4. [Is CPRS the only way to access Vista with a GUI interface ?](#)
5. [Does Vista exist with MUMPS roll-and-scroll and the GUI interface is CPRS, a separate program ?](#)
6. [Which options in Vista can be used with a GUI interface ?](#)
7. [Where are the best directions for installing CPRS ?](#)
8. [Is CPRS self-contained \(requiring only fundamental knowledge of computers\) ?](#)
9. [Do I have to know Windows internals to install CPRS ?](#)
10. [I installed Vista under Microsoft Windows using InterSystems Cache using a CACHE.DAT file. Do I now have the CPRS program?](#)
11. [Where do I get the CPRS program?](#)
12. [What is the RPC Broker?](#)

ation

Main page
Current events
Recent changes
Random page
Help

Search

ox

What links here
Related changes
Special pages
Printable version

Clicking on “Blue” Link

https://wiki.erfworld.com/ x Editing Template:Abbrev | x Welcome to Mason Netw x File list - VistApedia x What computer language x ADPAC~ - VistApedia x New Tab x

www.vistapedia.net/index.php/What_computer_language_is_CPRS_written_in_%3F

Log in

[page](#) [discussion](#) [view source](#) [history](#)

What computer language is CPRS written in ?

What computer language is **CPRS** written in?

CPRS is written in the Delphi programming language, which is an ObjectPascal language.

Category: [FAQ](#)

WorldVistA

navigation

- [Main page](#)
- [Current events](#)
- [Recent changes](#)
- [Random page](#)
- [Help](#)

search

[Go](#) [Search](#)

toolbox

- [What links here](#)
- [Related changes](#)
- [Special pages](#)
- [Printable version](#)
- [Download page link](#)

Clicking on a “Red” link

The screenshot shows a web browser window with several tabs. The active tab is titled "What is the RPC Broker?" and the address bar shows the URL "www.vistapedia.com/index.php/What_is_the_RPC_Broker%3F". The page content includes a navigation menu with "page" (highlighted in red), "discussion", "create", "protect", and "watch". The main heading is "What is the RPC Broker?". Below the heading is a message: "There is currently no text in this page. You can [search for this page title](#) in other pages, [search the related logs](#), or [edit this page](#)." The left sidebar contains sections for "navigation" (Main page, Current events, Recent changes, Random page, Help), "search" (input field, Go, Search), and "toolbox" (What links here, Upload file).

https://wiki.erfworld.com/ x Editing Template:Abbrev | x Welcome to Mason Netw x File list - VistApedia x What is the RPC Broker? - x ADPAC~ - VistApedia x New Tab x

www.vistapedia.com/index.php/What_is_the_RPC_Broker%3F

DavidWhitten my talk my preferences my watchlist my contributions log out

page discussion create protect watch

What is the RPC Broker?

There is currently no text in this page. You can [search for this page title](#) in other pages, [search the related logs](#), or [edit this page](#).

WorldVista

navigation

- Main page
- Current events
- Recent changes
- Random page
- Help

search

Go Search

toolbox

- What links here
- Upload file



WorldVistA

- navigation
- [Main page](#)
 - [Current events](#)
 - [Recent changes](#)
 - [Random page](#)
 - [Help](#)

search

- toolbox
- [What links here](#)
 - [Related changes](#)
 - [Special pages](#)
 - [Printable version](#)
 - [Permanent link](#)

Category:FAQ

The FAQ Category is intended to track all questions that are answered on the Wiki and allow the wiki software to group them together so a new person can find them and their answers.

Please consider separating questions and answers so that one question (and its answer) are on individual pages. This will allow the system to work for us most effectively.

Pages in category "FAQ"

The following 65 pages are in this category, out of 65 total.

"

- ["Patient Selection Flag Not Set"](#)

1

- [1. Does the EMR software have the ability to enter all demographic and registration information in Practice Management System and transfer it to EHR without any data entry](#)

D cont.

- [Does VistA Store Everything In A Common Location?](#)
- [Down the Rabbit-Hole?](#)

H


- [How can I set up a printer from roll and scroll option ?](#)
- [How do I export things from a VistA](#)

V

- [VistA Security](#)

W

- [What are the differences between the various VistA-based distributions?](#)
- [What Are The Tabs In CPRS?](#)
- [What computer language is CPRS written in ?](#)



WorldVista

navigation

- [Main page](#)
- [Current events](#)
- [Recent changes](#)
- [Random page](#)
- [Help](#)

search

toolbox

- [What links here](#)
- [Related changes](#)
- [Special pages](#)
- [Printable version](#)
- [Permanent link](#)

Category:Pharm: Outpatient Pharmacy

The Outpatient Pharmacy (OP) package provides a way to manage the medication regimen of veterans seen in the outpatient clinics and to monitor and manage the workload and costs in the Outpatient Pharmacy.

The primary benefits to the veteran are the assurance that he or she is receiving the proper medication and the convenience of obtaining refills easily. The clinicians and pharmacists responsible for patient care benefit from a complete, accurate, and current medication profile available at any time to permit professional evaluation of treatment plans. Utilization, cost, and workload reports provide management cost controlling tools while maintaining the highest level of patient care.

Pages in category "Pharm: Outpatient Pharmacy"

The following 15 pages are in this category, out of 15 total.

A

- [ADP~](#)
- [Archive~](#)

C

- [CPRS~](#)

D

N

- [Non-VA Meds~](#)

P

- [POE~](#)
- [Prescription~](#)
- [Purge~](#)


R

V

- [VDEF~](#)
- [VHA~](#)
- [VISTA~](#)
- [VUID~](#)

W

- [What is CPRS?](#)



WorldVista

navigation

- Main page
- Current events
- Recent changes
- Random page
- Help

search

toolbox

- What links here
- Related changes
- Special pages
- Printable version
- Permanent link

category discussion view source history

Category:HOWTO

This page was intended to be an index to all the pages that tell you "how to do" something. The difficulty is that that this page would then need to be updated every time some one added a new "how to" page.

It has been pointed out that a better way to do this is to have a HOW TO category that is associated with each page and the Wiki software itself will build the index for us. This also means that pages don't have start with the words "How to" or any other convention like that that. They just have to have the words "Category:HOWTO" inside two open brackets and close brackets on the bottom of the page.

Subcategories

This category has only the following subcategory.

H

- HOWTO

Pages in category "HOWTO"

The following 19 pages are in this category, out of 19 total.

D

- Disable Logins Problem

H

- How can I set up a printer from roll and scroll option ?
- How do I add a new Institution in VistA ?
- How do I export things from a VistA system ?
- How do I import things into a VistA system ?
- How Do I initialize FileMan ?
- How do I print a File of Files entry ?

H cont.

- How do I print a GLOBAL MAP ?
- How do I print a STANDARD Data Dictionary ?
- How do I print example data from a file?
- How do I set up a printer to print from roll and scroll option?
- How do I set up a VistA printer ?
- How to Get WorldVistA EHR
- How To Index

H cont.

- HOWTO Generate Online Documentation
- HOWTO Report An Error

V

- VistA Administration

W

- What does the error %GTM-E-REQRUNDOWN mean ?
- What version of MUMPS am I using ?

Category: HOWTO

Template pages

- “code” that generates Wiki Markup
 - Transcluded page with replacements
- Fill in the blank like “subroutine”
- Called using
 - `{{ name | param | param }}`
- Allow for “input variables” or parameters
 - `{{{1}}}` or `{{{2}}}`
- Use `<include>` or `<noinclude>` to control what is used vs shown



WorldVista

navigation

- [Main page](#)
- [Current events](#)
- [Recent changes](#)
- [Random page](#)
- [Help](#)

search

Go

Search

Editing Template:Abbrev Patient File



```

<center>
{| style="background:gray; color:white; text-align:center"
| style="background:gray; width:60px; text-align:center" | NUMBER<br>#.001 ||
style="background:gray; width:60px" | NAME<br>#.01 ||
style="background:gray; width:60px" | SEX<br>#.02 ||
style="background:gray; text-align:center" | DATE OF BIRTH<br>#.03 || style="background:gray; width:100px"
| ATTENDING PHYSICIAN<br>#.1041||
style="background:gray; width:100px" | MARITAL STATUS<br>#.05 || style="background:gray; width:100px"
| APPOINTMENT<br>#1900
|- style="background:white; color:black"
| style="background:pink; text-align:center" | 1

```

External Form for Template

The screenshot shows a web browser window with several tabs open. The active tab is 'www.vistapedia.com/index.php/Configuration_How_To_Allocate_Keys'. The page content includes a navigation menu with options like 'page', 'discussion', 'edit', 'history', 'delete', 'move', 'protect', and 'watch'. The main heading is 'Configuration How To Allocate Keys'. Below the heading, there is a paragraph: 'There are several ways to allocate Security Key:'. This is followed by a list of instructions: '1. After you create a new user, you can answer YES to allocate Security Keys.' and '1. There is a menu option [XUKEYALL] to allocate keys. It is normally accessed by invoking the menu EVE from ^XUP, or having EVE as a Primary Menu Option, and then using the menu [XUMAINT] ie: "Menu Management ..." and then the menu [XUKEYMGMT] ie: "Key Management ..."'. Below the list, it says 'A typical dialog may look like the following:'. A dashed box contains a simulated dialog box with the text: 'Select Key Management Option: ALLOcation of Security Keys', 'Allocate key: AAA', 'Another key:', 'Holder of key: USER,TEST', and 'Another holder:'. The browser's address bar shows the URL, and the bottom of the window shows a taskbar with several open files.

https://wiki.erfworld.com/ x Editing Template:Abbrev x Welcome to Mason Netw x Configuration How To All x [mediawiki] Index of /trun x VA VA Software Document L x

www.vistapedia.com/index.php/Configuration_How_To_Allocate_Keys

DavidWhitten my talk my preferences my watchlist my contributions log out

page discussion edit history delete move protect watch

Configuration How To Allocate Keys

There are several ways to allocate **Security Key**:

1. After you create a new user, you can answer YES to allocate **Security Keys**.
1. There is a menu option [XUKEYALL] to allocate keys. It is normally accessed by invoking the menu EVE from ^XUP, or having EVE as a **Primary Menu Option**, and then using the menu [XUMAINT] ie: "Menu Management ..." and then the menu [XUKEYMGMT] ie: "Key Management ..."

A typical dialog may look like the following:

Select Key Management Option: ALLOcation of **Security Keys**

Allocate key: AAA

Another key:

Holder of key: USER,TEST

Another holder:

BMXMON.m xwb_1_1_sm.pdf xwb_1_1_tm.pdf xwb_1_1_ug (1).pdf xwb_1_1_ug.pdf xwb_1_1_sm.doc Show all downloads...

Calling a Template

The screenshot shows a web browser window with several tabs open. The active tab is titled "www.vistapedia.com/index.php?title=Configuration_How_To_Allocate_Keys&action=edit". The browser's address bar shows the URL. The page content includes a navigation menu with options like "page", "discussion", "edit", "history", "delete", "move", "protect", and "watch". The main heading is "Editing Configuration How To Allocate Keys". Below the heading is a rich text editor toolbar with icons for bold, italic, underline, link, unlink, image, table, and other editing functions. The text in the editor reads: "There are several ways to allocate [[security keys~|Security Key]]:". This is followed by two numbered list items: "# After you create a new user, you can answer YES to allocate [[Security Key~|Security Key]]s." and "# There is a menu option {{OPTION FILE|XUKEYALL}} to allocate keys. It is normally accessed by invoking the menu EVE from ^XUP, or having EVE as a [[Primary Menu Option]], and then using the menu {{OPTION FILE|XUMAINT}} ie: "Menu Management ..." and then the menu {{OPTION FILE|XUKEYMGMT}} ie: "Key Management ..."". Below the list items, the text says "A typical dialog may look like the following:" followed by a code block: "Select Key Management Option: ALLOcation of [[Security Key~|Security Key]]s", "Allocate key: AAA", and "Another key:". The browser's status bar at the bottom shows several open files: BMXMON.m, xwb_1_1_sm.pdf, xwb_1_1_tm.pdf, xwb_1_1_ug (1).pdf, xwb_1_1_ug.pdf, and xwb_1_1_sm.doc. There is also a "Show all downloads..." link.

https://wiki.erfworld.com/ x Editing Template:Abbrev | x Welcome to Mason Netw | x Editing Configuration How x [mediawiki] Index of /trun x VA VA Software Document Li x

← → ↻ www.vistapedia.com/index.php?title=Configuration_How_To_Allocate_Keys&action=edit

DavidWhitten my talk my preferences my watchlist my contributions log out

page discussion edit history delete move protect watch

Editing Configuration How To Allocate Keys

B / **Ab**

There are several ways to allocate [[security keys~|Security Key]]:

- # After you create a new user, you can answer YES to allocate [[Security Key~|Security Key]]s.
- # There is a menu option {{OPTION FILE|XUKEYALL}} to allocate keys. It is normally accessed by invoking the menu EVE from ^XUP, or having EVE as a [[Primary Menu Option]], and then using the menu {{OPTION FILE|XUMAINT}} ie: "Menu Management ..." and then the menu {{OPTION FILE|XUKEYMGMT}} ie: "Key Management ..."

A typical dialog may look like the following:

```
Select Key Management Option: ALLOcation of [[Security Key~|Security Key]]s
Allocate key: AAA
Another key:
```

navigation

- Main page
- Current events
- Recent changes
- Random page
- Help

search

Go Search

toolbox

- What links here

BMXMON.m xwb_1_1_sm.pdf xwb_1_1_tm.pdf xwb_1_1_ug (1).pdf xwb_1_1_ug.pdf xwb_1_1_sm.doc Show all downloads...

Internal Form of Template

The screenshot shows a web browser window with the address bar displaying `www.vistapedia.com/index.php?title=Template:OPTION_FILE&action=edit`. The page title is "Editing Template:OPTION FILE". The user is logged in as "DavidWhitten". The page features a navigation menu with buttons for "template", "discussion", "edit", "history", "delete", "move", "protect", and "watch". The "edit" button is highlighted. The main content area contains a rich text editor with a toolbar and the text `[[{{1}}]]`. The left sidebar includes a "WorldVista" logo, a "navigation" menu with links to "Main page", "Current events", "Recent changes", "Random page", and "Help", and a "search" box with "Go" and "Search" buttons. The bottom of the browser shows a taskbar with several open files, including "BMXMON.m" and "xwb_1_1_sm.pdf".

https://wiki.erfworld.com/ x Editing Template:Abbrev | x Welcome to Mason Netw... x Editing Template:OPTION x [mediawiki] Index of /trun x VA VA Software Document Li x

www.vistapedia.com/index.php?title=Template:OPTION_FILE&action=edit

DavidWhitten my talk my preferences my watchlist my contributions log out

template discussion edit history delete move protect watch

Visit the main page

Editing Template:OPTION FILE

B / **Ab**

```
[[{{1}}]]
```

navigation

- Main page
- Current events
- Recent changes
- Random page
- Help

search

Go Search

toolbox

www.vistapedia.com/index.php/Main_Page

BMXMON.m xwb_1_1_sm.pdf xwb_1_1_tm.pdf xwb_1_1_ug (1).pdf xwb_1_1_ug.pdf xwb_1_1_sm.doc Show all downloads...

Cross References

- Cross Refs give alternate ways to find data
- #REDIRECT [[Link]]
- [[Category: Index-Info]]
- Web Address may have %nn

- Link can have punctuation

Simple #REDIRECT page

The screenshot shows a web browser window with several tabs open. The active tab is 'www.vistapedia.com/index.php?title=Bhaskar&action=edit'. The page title is 'Editing Bhaskar'. The user is logged in as 'DavidWhitten'. The page content shows a redaction box with the text '#REDIRECT [[User:Bhaskar]]'. The browser's address bar shows the URL 'www.vistapedia.com/index.php?title=Bhaskar&action=edit'. The page has a navigation menu with options like 'page', 'discussion', 'edit', 'history', 'delete', 'move', 'protect', and 'unwatch'. The left sidebar contains a 'WorldVista' logo, a 'navigation' section with links to 'Main page', 'Current events', 'Recent changes', 'Random page', and 'Help', a 'search' section with a search box and 'Go' and 'Search' buttons, and a 'toolbox' section with a link to 'What links here'. The bottom of the browser shows a download bar with several files.

https://wiki.erfworld.com/ x Editing Template:Abbrev x Welcome to Mason Netw x Editing Bhaskar - VistAper x [mediawiki] Index of /trun x VA VA Software Document L x

← → ↻ www.vistapedia.com/index.php?title=Bhaskar&action=edit

DavidWhitten my talk my preferences my watchlist my contributions log out

page discussion edit history delete move protect unwatch

You can edit this page. Please use the preview button before saving

Editing Bhaskar

B / **Ab** **A**

#REDIRECT [[User:Bhaskar]]

navigation

- Main page
- Current events
- Recent changes
- Random page
- Help

search

Go Search

toolbox

- What links here

BMXMON.m xwb_1_1_sm.pdf xwb_1_1_tm.pdf xwb_1_1_ug (1).pdf xwb_1_1_ug.pdf xwb_1_1_sm.doc Show all downloads...

#REDIRECT with %nn

https://wiki.erfworld.com/ x Editing Template:Abbrev | x Welcome to Mason Netw x Editing 3) How hard is it t: x [mediawiki] Index of /trun x VA VA Software Document Li x

www.vistapedia.com/index.php?title=3)_How_hard_is_it_to_learn_Mumps%3F&action=edit

DavidWhitten my talk my preferences my watchlist my contributions log out

page discussion edit history delete move protect watch

Editing 3) How hard is it to learn Mumps?

B / **Ab** **A**

```
#REDIRECT [[3)_How_hard_is_it_for_non-  
Mumps_IT_personnel_to_learn_Mumps/VistA_and_are_there_enough_experienced_VistA_programmers_(or_for  
rmer_VistA_programmers)_to_consult_or_be_hired_to_non-VA_projects%3F]]
```

[[Category:FAQ]]

navigation

- Main page
- Current events
- Recent changes
- Random page
- Help

search

Go Search

toolbox

- What links here

Complex Redirect with Categories and Subcategories

The screenshot shows a web browser window with the URL `www.vistapedia.com/index.php?title=DVBA*2.7*138&action=edit`. The page is titled "Editing DVBA*2.7*138" and is in edit mode. The user is DavidWhitten. The page content is as follows:

```
#REDIRECT [[DVBA-2P7 SEQ-128 PAT-138]]
[[Category:Patch]]
[[Category:DVBA Patch]]
[[Category:2009 Patch]]
[[Category:2009 08 Patch]]
```

The page includes a navigation sidebar on the left with the following sections:

- WorldVista logo
- navigation
 - Main page
 - Current events
 - Recent changes
 - Random page
 - Help
- search
 - Go
 - Search
- toolbox
 - What links here

The bottom of the browser window shows a download bar with several files:

- BMXMON.m
- xwb_1_1_sm.pdf
- xwb_1_1_tm.pdf
- xwb_1_1_ug (1).pdf
- xwb_1_1_ug.pdf
- xwb_1_1_sm.doc

Kinds of VistApedia pages

- ROUTINE name
- GLOBAL ^root(
- IA number i.e INTEGRATION AGREEMENT
- FILE name
- FILE number
- OPTION internal-name
- PROTOCOL internal-name
- patchname NAMESP*VERNUM*138



WorldVista

navigation

- Main page
- Current events
- Recent changes
- Random page
- Help

search

Go Search

toolbox

- What links here
- Related changes
- Upload file
- Special pages
- Printable version
- Permanent link

Category:FILE

The pages in this category are VistA FileMan Files. At minimum, the page should include the description of the file from the Data Dictionary. You should have three pages. One should be a page named FILE_#### where #### is the File Number in VistA. The second page should be FILE_(NAME_OF_FILE), which should be a # REDIRECT page to the appropriate FILE_#### page. where (NAME_OF_FILE) is the File Name in the VistA File of Files (File #1). The third page should be (NAME_OF_FILE)_FILE, which should be a # REDIRECT page to the appropriate FILE_#### page. where (NAME_OF_FILE) is the File Name in the VistA File of Files (File #1). A redirect page will have two lines in it. One will be a line that has the text "# REDIRECT" (with the space removed) followed by two open square brackets, then the text "FILE" then a space, and then the file number, ending with two close square brackets. The other line will have two open square brackets, then the text "Category:" then a space, then the text "FILE", ending with two close square brackets.

Pages in category "FILE"

The following 40 pages are in this category, out of 40 total.

- | | | |
|--|--|--|
| <p>C</p> <ul style="list-style-type: none"> ■ CTO/FILE CRH MARKER TEXT <p>D</p> <ul style="list-style-type: none"> ■ DRUG FILE <p>F</p> <ul style="list-style-type: none"> ■ FILE .402 ■ FILE 1 ■ FILE 19 ■ FILE 2 ■ FILE 200 ■ FILE 409.61 ■ FILE 55 ■ FILE 59.7 ■ FILE 771.1 | <p>F cont.</p> <ul style="list-style-type: none"> ■ FILE DRUG ■ FILE FILE ■ FILE HOSPITAL LOCATION ■ FILE INPUT TEMPLATE ■ FILE LIST TEMPLATE ■ FILE NEW PERSON ■ FILE OPTION ■ FILE PATIENT ■ FILE PHARMACY PATIENT ■ FILE PHARMACY SYSTEM ■ FILE REMOTE PROCEDURE ■ FILE ROOM-BED ■ FILE TIU DOCUMENT DEFINITION ■ FILE WARD LOCATION | <p>H</p> <ul style="list-style-type: none"> ■ HOSPITAL LOCATION FILE <p>I</p> <ul style="list-style-type: none"> ■ INPUT TEMPLATE FILE <p>L</p> <ul style="list-style-type: none"> ■ LIST TEMPLATE FILE <p>N</p> <ul style="list-style-type: none"> ■ NEW PERSON FILE <p>O</p> <ul style="list-style-type: none"> ■ OPTION FILE <p>P</p> <ul style="list-style-type: none"> ■ PATIENT FILE |
|--|--|--|

[page](#) [discussion](#) [edit](#) [history](#) [delete](#) [move](#) [protect](#) [watch](#)



[page](#)
[events](#)
[changes](#)
[n page](#)

[links here](#)
[changes](#)
[file](#)


FILE 9.8

FILE OF FILES entry [\[edit\]](#)

```
NUMBER: 9.8                                NAME: ROUTINE
APPLICATION GROUP: XU
DESCRIPTION: This file is used to document system routines. Parameters and
entry points may be described. When running %INDEX, some fields will be given
values as the %INDEX verification tool locates variables, globals, and routine
references. When using the %Z editor, the Edit History multiple will be
filled in with date, device, user, and UCI. The %ZOSF("TEST") node may be
executed, checking $T, to determine whether a routine listed in this file
exists in the current account. This file is cross-referenced by name.
GLOBAL NAME (c): ^DIC(9.8,                 ENTRIES (c): 27379
DD ACCESS (c): #                           WR ACCESS (c): #
DEL ACCESS (c): #                           LAYGO ACCESS (c): #
VERSION (c): 8.0
DISTRIBUTION PACKAGE (c): KERNEL PUBLIC DOMAIN
COMPILED CROSS-REFERENCES (c): NO
```

Categories: [FILE](#) | [APPLICATION GROUP XU](#)

page discussion edit history delete move protect watch



WorldVista

FILE ROUTINE

Redirect page

↳ [FILE 9.8](#)

Category: FILE

navigation

- [Main page](#)
- [Current events](#)
- [Recent changes](#)
- [Random page](#)
- [Help](#)

search

Go

Search

toolbox

- [What links here](#)
- [Related changes](#)
- [Upload file](#)
- [Special pages](#)
- [Printable version](#)
- [Permanent link](#)

DavidWhitten my talk my preferences my watchlist my contributions log out

page discussion edit history delete move protect

Editing FILE ROUTINE

Visit the main page



```
#REDIRECT [[FILE 9.8]]  
[[Category:FILE]]
```



navigation

- [Main page](#)
- [Current events](#)
- [Recent changes](#)
- [Random page](#)
- [Help](#)

search



WorldVista

FILE ROUTINE

Redirect page

FILE 9.8

Category: FILE

navigation

- Main page
- Current events
- Recent changes
- Random page
- Help

search

Go Search

toolbox

- What links here
- Related changes
- Upload file

You can edit this page. Please use the preview button before saving

Editing FILE ROUTINE



```
#REDIRECT [[FILE 9.8]]
[[Category:FILE]]
```



WorldVista

navigation

- [Main page](#)
- [Current events](#)
- [Recent changes](#)
- [Random page](#)
- [Help](#)

search

Go

Search

toolbox

- [What links here](#)
- [Related changes](#)
- [Upload file](#)

page discussion view source history



WorldVista

navigation

- Main page
- Current events
- Recent changes
- Random page
- Help

search

toolbox

- What links here
- Related changes
- Special pages
- Printable version
- Permanent link

ROUTINE PSJLMUTL

VERSIONS

- ROUTINE PSJLMUTL*7,67,58,85,111,160,198*

FileMan Inquire to ROUTINE FILE

```

NAME: PSJLMUTL                                TYPE: ROUTINE
KIDS INSTALL DATE: FEB 15, 2010@09:14:05
PATCH: COMP INPATIENT MEDICATIONS 5.0 CHECKSUM: 11832617/36410408
PATCH: COMPARE PHARMACY DATA MANAGEMENT 1.0
CHECKSUM: 11832617/36410408
PATCH: COMPARE INPATIENT MEDICATIONS 5.0
CHECKSUM: 11832617/36410408
SIZE (BYTES) (c): 8955

```

Categories: [ROUTINE PSJLMUTL](#) | [ROUTINE](#)





- navigation
- [Main page](#)
 - [Current events](#)
 - [Recent changes](#)
 - [Random page](#)
 - [Help](#)

search

- toolbox
- [What links here](#)
 - [Related changes](#)
 - [Upload file](#)
 - [Special pages](#)
 - [Printable version](#)
 - [Permanent link](#)

- page**
- [discussion](#)
- [edit](#)
- [history](#)
- [delete](#)
- [move](#)
- [protect](#)
- [watch](#)

ROUTINE PSJLMUTL

VERSIONS

- [ROUTINE PSJLMUTL*7,67,58,85,111,160,198*](#)

FileMan Inquire to ROUTINE FILE

```
NAME: PSJLMUTL                TYPE: ROUTINE
KIDS INSTALL DATE: FEB 15, 2010@09:14:05
PATCH: COMP INPATIENT MEDICATIONS 5.0   CHECKSUM: 11832617/36410408
PATCH: COMPARE PHARMACY DATA MANAGEMENT 1.0
CHECKSUM: 11832617/36410408
PATCH: COMPARE INPATIENT MEDICATIONS 5.0
CHECKSUM: 11832617/36410408
SIZE (BYTES) (c): 8955
```

Categories: [ROUTINE PSJLMUTL](#) | [ROUTINE](#)



WorldVista

navigation

- Main page
- Current events
- Recent changes
- Random page
- Help

search

Go Search

toolbox

- What links here
- Related changes
- Upload file
- Special pages

page discussion edit history delete move protect watch

DavidWhitten my talk my preferences my watchlist my contributions log out

Editing ROUTINE PSJLMUTL



```
== VERSIONS ==
* [[ROUTINE PSJLMUTL*7,67,58,85,111,160,198*]]

[[Category:ROUTINE PSJLMUTL]][[Category:ROUTINE]]

== FileMan Inquire to [[ROUTINE FILE]] ==
NAME: PSJLMUTL TYPE: ROUTINE
KIDS INSTALL DATE: FEB 15, 2010@09:14:05
PATCH: COMP INPATIENT MEDICATIONS 5.0 CHECKSUM: 11832617/36410408
PATCH: COMPARE PHARMACY DATA MANAGEMENT 1.0
CHECKSUM: 11832617/36410408
PATCH: COMPARE INPATIENT MEDICATIONS 5.0
CHECKSUM: 11832617/36410408
SIZE (BYTES) (c): 8955
```

Please note that all contributions to VistApedia are considered to be released under the Creative Commons Attribution Share Alike (see [VistApedia: Copyrights](#) for details). If you do not want your writing to be edited mercilessly and redistributed at will, then do not submit it here.

You are also promising us that you wrote this yourself, or copied it from a public domain or similar free resource. **Do not submit copyrighted work without permission!**

Summary:

This is a minor edit Watch this page

Save page Show preview Show changes Cancel | [Editing help](#) (opens in new window)



- [category](#)
- [discussion](#)
- [view source](#)
- [history](#)



WorldVistA

navigation

- [Main page](#)
- [Current events](#)
- [Recent changes](#)
- [Random page](#)
- [Help](#)

search

-
-

toolbox

- [What links here](#)
- [Related changes](#)
- [Special pages](#)
- [Printable version](#)

Category:GLOBAL

GLOBAL ROOTS USED IN VISTA

Subcategories


This category has only the following subcategory.

- G**
 - [GLOBAL ^PS\(](#)

Pages in category "GLOBAL"

The following 2 pages are in this category, out of 2 total.

- G**
 - [GLOBAL ^PS\(55](#)
 - [GLOBAL ^TMP\("PSJALL", \\$J](#)



WorldVista

Category:IA 2191

FileMan INQUIRE

navigation

- [Main page](#)
- [Current events](#)
- [Recent changes](#)
- [Random page](#)
- [Help](#)

search

Go

Search

toolbox

- [What links here](#)
- [Related changes](#)
- [Special pages](#)
- [Printable version](#)
- [Permanent link](#)

```

NUMBER: 2191                                IA #: 2191
FILE NUMBER: 55                             GLOBAL ROOT: PS(55)
DATE CREATED: OCT 21, 1997
CUSTODIAL PACKAGE: PHARMACY DATA MANAGEMENT
CUSTODIAL ISC: Birmingham                   USAGE: Private
TYPE: File                                  DBIC APPROVAL STATUS: APPROVED
NAME: DBIA2191                              ID: PS(55)
GENERAL DESCRIPTION:  This file is used extensively throughout our routines.
We request read and write access to the entire file and cross-references via
FileMan utilities and direct writes/reads.

```

The fields we use are listed below. The UNIT DOSE multiple and IV multiple represent the majority of the fields in the file. Because they are so numerous, we would like full access to the file.

```

STATUS: Active                               DURATION: Till Otherwise Agreed
MAIL MESSAGE: 25308425
SUBSCRIBING PACKAGE: INPATIENT MEDICATIONS
ISC: Birmingham
SUBSCRIBING PACKAGE: NATIONAL DRUG FILE

```




WorldVista

- navigation
- Main page
 - Current events
 - Recent changes
 - Random page
 - Help

search

Go Search

- toolbox
- What links here
 - Related changes
 - Upload file

Editing DVBA*2.7*138



```
#REDIRECT [[PATCH DVBA-2P7 SEQ-128 PAT-138]]
[[Category:Patch]]
[[Category:DVBA Patch]]
[[Category:2009 Patch]]
[[Category:2009 08 Patch]]
```

Editing PATCH DVBA-2P7 SEQ-128 PAT-138



```
[[Category:Patch]]
[[Category:DVBA Patch]]
[[Category:2009 Patch]]
[[Category:2009 08 Patch]]
```

\$TXT Created by CURTIS,RICHARD L at MNTVBB.FO-ALBANY.MED.VA.GOV (KIDS) on Tuesday, 03/10/09 at 16:06

```
=====
Run Date: AUG 03, 2009                               Designation: [[DVBA*2.7*138]]
Package : DVBA - AUTOMATED MED INFO EXCHANGE Priority: Mandatory
Version : 2.7      SEQ #128                            Status: Released
Compliance Date: SEP 03, 2009
=====
```

Associated patches: (v)[[DVBA*2.7*121]]<= must be installed BEFORE `DVBA*2.7*138`

Subject: UPDATE TO AMIE EYE EXAM C&P WORKSHEET

navigation

- Main page
- Current events
- Recent changes
- Random page
- Help

search

Go Search

toolbox

- What links here
- Related changes
- Upload file

Go Search

- toolbox
- What links here
 - Related changes
 - Special pages
 - Printable version
 - Permanent link

The fields we use are listed below. The UNIT DOSE multiple and IV multiple represent the majority of the fields in the file. Because they are so numerous, we would like full access to the file.

STATUS: Active DURATION: Till Otherwise Agreed
 MAIL MESSAGE: 25308425
 SUBSCRIBING PACKAGE: INPATIENT MEDICATIONS
 ISC: Birmingham
 SUBSCRIBING PACKAGE: NATIONAL DRUG FILE

Supports

- Reference to [GLOBAL ^PS\(55 FILE PHARMACY PATIENT](#)

Pages in category "IA 2191"

This category contains only the following page.

R

- [ROUTINE PSJOE *7,26,29,33,42,50,56,72,58,85,95,80,110,111,133,140,151,149,181,LOCAL,CRH* ZTPP](#)

Category: IA



Glossary Pages on VistApedia

- Name of page ends with a tilde (~)
- Original text comes from VA Documentation Library User Manuals
- Cite manuals by name
- Currently 1,365 pages

- category**
- discussion
- edit
- history
- delete
- protect
- watch

Category:Glossary

This is a Glossary term from the [VistA Documentation Library](#)

Pages in category "Glossary"

The following 200 pages are in this category, out of 1,365 total.

(previous 200) (next 200)

\$

- \$

*

- *~

5

- 508~

A

- A and MMS~
- A-Lead Implant/Explant~
- AAC SAS Files~
- AAC~
- AA~
- Abbreviated Response~
- Abstract~
- Abutment~
- Access Code~

A cont.

- ALOS~
- Alternate Vendors~
- Ambulatory Care Data Capture Project~
- AMIE~
- AMIS Category~
- AMIS Conversion Number~
- AMIS/CAP Codes~
- AMIS~
- Analyte~
- Analytic Case~
- Anastomosis~
- Anatomic Pathology Reports~
- Ancillary Service~
- Angioplasty~
- ANSI MUMPS~
- ANSI~
- Aorta~

A cont.

- Automatic Replenishment/Ward Stock~
- Available~
- Average Unit Drug Cost~

B

- Background Processing~
- Backorder Amount~
- Backorder File~
- Backup Copy~
- Backup Procedures~
- Backup~
- Backward Compatibility~
- Bandwidth~
- Basic Prompt~
- Baud (Baud rate)~
- Baud Rate~
- BCMA Clinical Reminders~
- BCMA~



- navigation
- Main page
 - Current events
 - Recent changes
 - Random page
 - Help

search

- toolbox
- What links here
 - Related changes
 - Upload file
 - Special pages
 - Printable version
 - Permanent link

- Coordinator~
- ADPAC~
- ADP~
- ADR~
- ADTS~
- ADT~
- Adverse Drug Reaction~
- Adverse Reaction Only~
- Adverse Reaction Tracking~
- Adverse Reaction~
- AEMS~
- AFIP~
- AGC
- AHI
- AHIC~
- AICS~
- AIDS-OI~
- AIDS~
- AJCC~
- Alert Message~
- Alert~
- Algorithm~
- Allergy Type~
- Allergy~
- Audit Trail/Logging Features~
- Audit Trail~
- Audits~
- Audit~
- Authentication~
- Authorization~
- Authorized Signer~
- Authorized User~
- Auto Instrument Interface~
- Auto Instruments~
- Auto-Menu~
- Auto-menu~
- Autogenerate~
- Automated Connection~
- Automated Records Transfer~
- Automatic Case Finding~
- Automatic Match by NDC Matching~
- Automatic Replenishment/Ward Stock (ARWS)~
- CAHG~
- Calc Start Date~
- Calc Stop Date~
- CAP CODES~
- CAP~
- Cardiac Cath~
- Caret~
- Case Finding~
- Case Manager~
- Causative Agent~
- CCHIT~
- CCR~
- CDC~
- CDR~
- Central Registry Number~
- Character~
- CHCS~
- Checkout Process~
- Checksum~
- Chemotherapy "Admixture"~

(previous 200) (next 200)





WorldVista

navigation

- Main page
- Current events
- Recent changes
- Random page
- Help

search

Go Search

toolbox

- What links here
- Related changes
- Upload file
- Special pages
- Printable version
- Permanent link

ADPAC~

ADPAC

Automated Data Processing [Application Coordinator](#); the person assigned by a service to coordinate computer activities for that service.

Source: **Lexicon Utility V. 2.0 User Manual**

This is a Glossary term from the [VistA Documentation Library](#)

[Applications Coordinator](#)

A person selected in each medical center's services who has the responsibility for the implementation/coordination of the ADP activities.

Source: **Dietetics User Manual, v 5.0**

This is a Glossary term from the [VistA Documentation Library](#)

ADPAC

Automated Data Processing [Application Coordinator](#)

Source: **Spinal Cord Dysfunction V. 2.0 User Manual**

page discussion edit history delete move protect unwatch

What is CPRS?

CPRS is an acronym that stands for **Computerized Patient Record System**.

The CPRS program is actually a separate Microsoft Windows executable. Before version 26, it was only a program named CPRSChart.exe that could be anywhere on your system. Since CPRS usually needs to know how to contact the VistA server, most people use a shortcut to start it. After version 26, a separate DLL is also required named "BORLNDMM.DLL" which handles some memory management for CPRS.

There is also information is available at the [CPRS Overview](#) page on this wiki.

CPRS organizes and presents all relevant data on a patient in a way that directly supports clinical decision-making. The comprehensive cover sheet displays timely, patient-centric information, including active problems, allergies, current medications, recent laboratory results, vital signs, hospitalization, and outpatient clinic history. This information is displayed immediately when a patient is selected, and provides an accurate overview of the patient's current status before clinical interventions are ordered. CPRS capabilities include:

- A **Real-Time Order Checking System** that alerts clinicians during the ordering session that a possible problem could exist if the order is processed;
- A **Notification System** that immediately alerts clinicians about clinically significant events;
- A **Patient Posting System**, displayed on every CPRS screen, that alerts clinicians to issues related specifically to the patient, including crisis notes, warning, adverse reactions, and advance directives;
- The **Clinical Reminder System**, which allows caregivers to track and improve preventive health care for patients and ensure timely clinical interventions are initiated; and
- **Remote Data View** functionality that allows clinicians to view a patient's medical history from other VA facilities to ensure the clinician has access to all clinically relevant data available at VA facilities.

CPRS

Computerized Patient Record System. A comprehensive VistA program, which allows clinicians and others to enter and view orders, Progress Notes and Discharge Summaries (through a link with TIU), Problem List, view results, reports (including health summaries), etc.

Source: **Clinical Procedures V. 1.0 User Manual**

CPRS

Computerized Patient Record System

Source: **Clinical Case Registries V. 1.0 User Manual**

CPRS

Computerized Patient Record System, the VistA package (in both GUI and character-based formats) that provides access to most components of the patient chart.

Source: **CPRS Read-Only User Guide**

CPRS

Computerized Patient Record System is an umbrella term used to refer to clinical packages accessed by health care providers, to include **Adverse Reaction Tracking System**, **Clinical Reminders**, **Consults/Request Tracking**, **Health Summary**, **Order Entry/Results Reporting**, *Problem List*, and **Text Integration Utility**.



WorldVista

navigation

- [Main page](#)
- [Current events](#)
- [Recent changes](#)
- [Random page](#)
- [Help](#)

search

Search input field with 'Go' and 'Search' buttons.

toolbox

- [What links here](#)
- [Related changes](#)
- [Upload file](#)
- [Special pages](#)
- [Printable version](#)
- [Permanent link](#)

Source: **Patient Care Encounter V. 1.0 User Manual**

CPRS

Computerized Patient Record System. A VISTA software **Application** that allows users to enter patient orders into different software packages from a single **Application**. All pending orders that appear in the Unit Dose and IV packages are initially entered through the **CPRS** package. Clinicians, managers, quality assurance staff, and researchers use this integrated **Record** system.

Source: **BCMA V. 3.0 GUI User Manual**

Category:Pharm: Bar Code Medication Administration (BCMA)]]

CPRS

Acronym for **Computerized Patient Record System**.

Source: **Pharmacy Benefits Management V. 4.0 User Manual**

CPRS

A VISTA computer software package called [Computerized Patient Record System~|Computerized Patient Record System]]. **CPRS** is an **Application** in VISTA that allows the user to enter all necessary orders for a patient in different packages from a single **Application**.

Source: **Pharmacy Data Management V. 1.0 Technical Manual/Security Guide**

CPRS

A VistA computer software package called **Computerized Patient Record Systems**. **CPRS** is an **Application** in VistA that allows the user to enter all necessary orders for a patient in different packages from a single **Application**. All pending orders that appear in the Unit Dose and IV modules are initially entered through the **CPRS** package.

Source: **Inpatient Medications V. 5.0 Nurse's User Manual**

CPRS

Computerized Patient Record System. **CPRS** is a Graphical User Interface (GUI) in VistA that provides order entry and results reporting for multiple packages.

Source: **Outpatient Pharmacy V. 7.0 Technical Manual/Security Guide**

This is a Glossary term from the VistA Documentation Library

Categories: [Clinical Procedures](#) | [Clinical Case Registries](#) | [Computerized Patient Record System \(CPRS\)](#) | [Problem List](#) | [Text Integration Utilities](#) | [Group Notes](#) | [Lab-Anatomic Pathology](#) | [Lab-Point of Care](#) | [Mental Health](#) | [Nursing](#) | [Nutrition and Food Service](#) | [Patient Care Encounter](#) | [Pharm: Benefits Management \(PBM\)](#) | [Pharm: Data Management \(PDM\)](#) | [Pharm: Inpatient Medications](#) | [Pharm: Outpatient Pharmacy](#) | [Glossary](#) | [FAQ](#)



Summary

- VistApedia is open to anyone in the community.
- VistApedia is a repository of VistA information
- VistApedia is an active website changing based on needs of community
- For edit privileges send to whitten@netcom.com
 - Real Name
 - Desired username
 - Telephone number
 - email-address

Questions ?

- David Whitten
- whitten@netcom.com
- 713-870-3834